

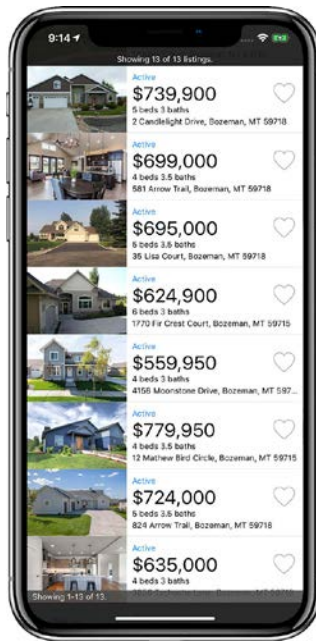


Mobile MLS App Available!

# GoMLS

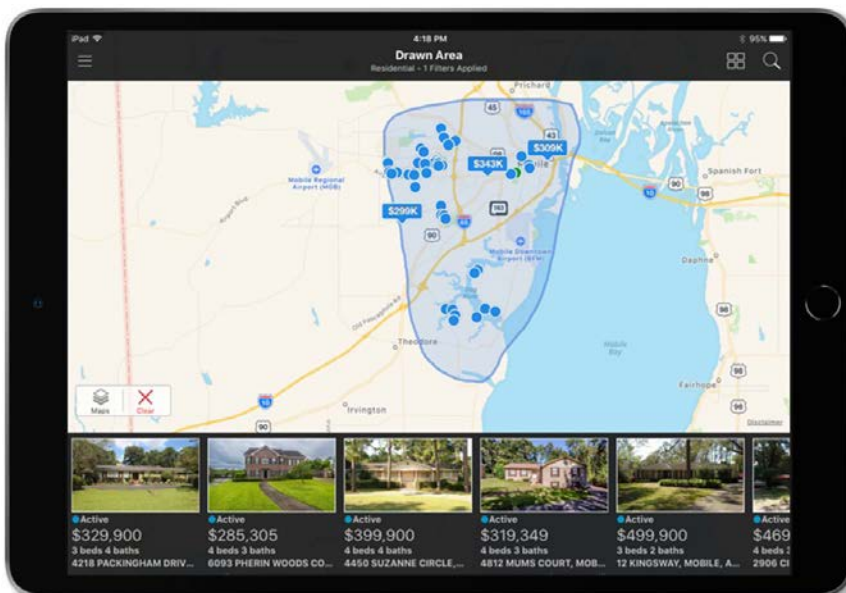
Take care of your clients everywhere you go

GoMLS from CoreLogic® isn't your garden-variety real estate app displaying listings, property tax data, saved searches, maps, and sharp photos—it's the key to deepening your client satisfaction and loyalty. That's because GoMLS with HomeAssist is a real-time client collaboration platform, allowing you to trade messages, view favorites, and act on client needs in the moment. And in today's competitive market, which has little room for error, removing confusion and delay from client communication is critical to success. With clear, real-time collaboration taking the guesswork out of the relationship, it's like you're with your clients all the time.



## Highlights

- Automatic agent branding
- Real-time MLS data
- Access your MLS contacts and saved searches.
- Search for listings by city, zip code, address, MLS number, geo-location, or by drawing a search area on a map
- Access to Realist® (subject to availability)
- Multiple map views, including street, satellite, and hybrid
- Driving directions
- Access important 'agent-only' listing details for active and off-market properties
- Schedule a showing or contact the listing agent
- Share listings via text, email, Facebook®, and Twitter®
- Send text messages and share listings with clients in real time
- Native app displays listing details and photos beautifully
- And more!

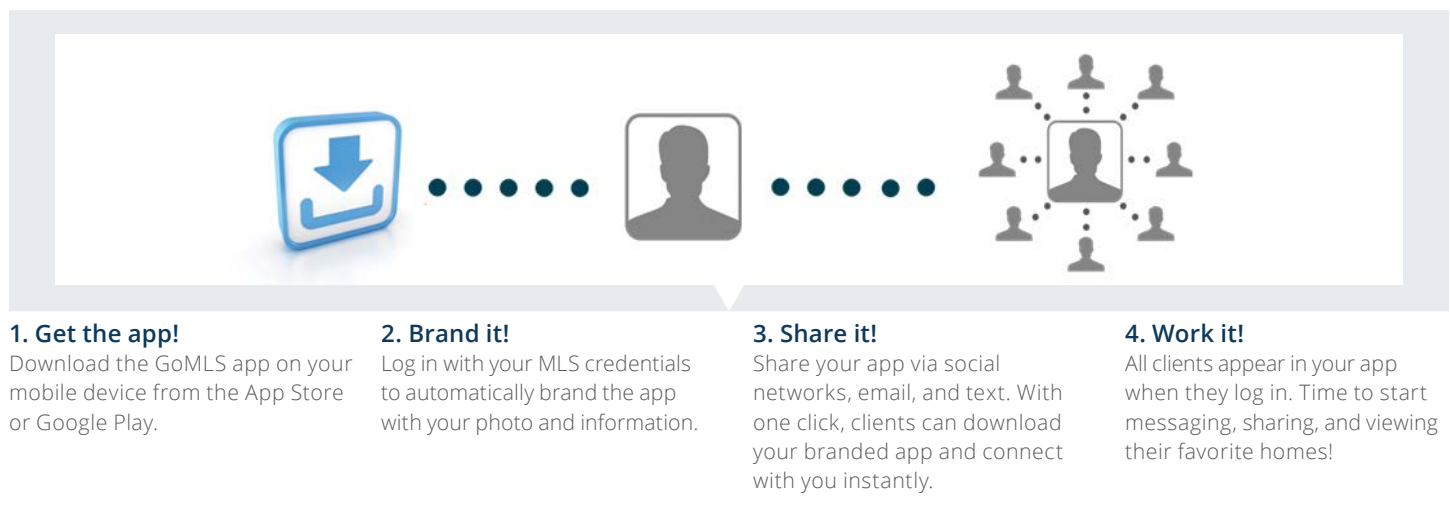


## World-class care and responsiveness

Your job is an endless juggling act of organizing, communicating, responding, and following up. With multiple clients and most of your time in the field, you must be equipped to manage these tasks wherever you are. GoMLS with HomeAssist helps you deliver world-class care and responsiveness on the go. Just share a branded iOS or Android™ app with clients to begin trading texts, sharing listings and accessing data and photos—all from your smartphone or tablet.

## Get started right now

Getting on the same page with clients is a snap with these four simple steps:



## Start Today



Download the GoMLS app on your mobile device from the Apple® App Store or Google Play™ Store. Select your MLS from the list and use your existing multiple listing user ID and password. Be sure to share your branded app with all your clients, friends, and family!